
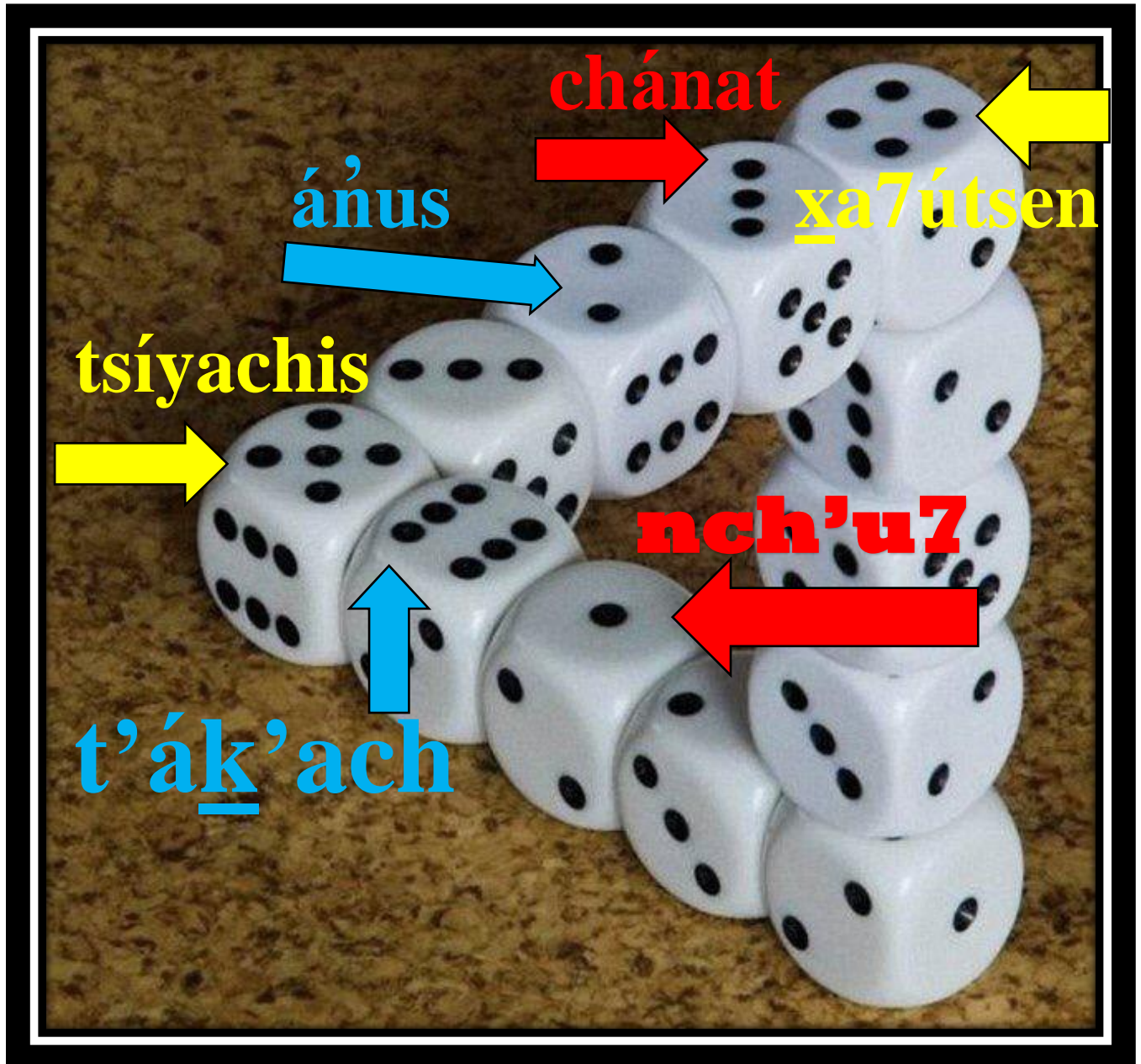


Have Fun and Learn How to Count In
Skwxwú7mesh sníchim!



Let's Play Hike the Smánit!

Vocabulary: 1- nch'u7 2 - á'nus 3 - chánat
4 - xa7útsen 5 - tsíyichis 6 - t'ák'ach
mountain - smánit friend - siyáy'

You need:


- Paper
- Various coloured crayons or felts
- Dice

**(Obviously only parents can make the call on whether their little ones are ready for dice, and it is an activity that should be supervised)*

How to Play:

- One player is to draw a large mountain on a piece of paper and write the word START near the bottom of the page.
- Each player is to choose a crayon/felt that is a different colour from everyone else.
- Everyone is to write the numbers 1-5 anywhere you want on the mountain, with the number 6 being on the top.

This is my smanít!




Start



Now the fun begins...

- Each player draws a shape by the **START** with their crayon/felt.
- The youngest gets to roll first.
- To start hiking you must roll a 1. If you do not roll a 1, pass the dice to the player to your right.
- When a player rolls a 1, they must **shout** **“nch’ú7”!** Then, the player draws a line to the number 1. Pass the dice to the next player.
- The next time you roll, you must roll a 2 to continue to Hike the Smanít. Continue to roll the dice until you get the numbers 3,4 and 5.
- First player to get to the number 6 wins!

This is game I played with my siyáy’.



I am the red player! I won!!

